

No. R-29 (Part #0022)
No. R-30 (Part #0030)

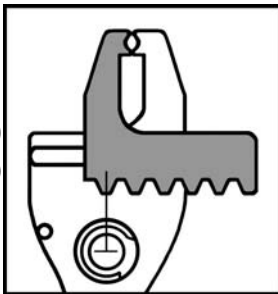
No. R-291 (Part #0021)
No. R-301 (Part #0028)

Heyco No. R-29 & R-291 pliers are shipped set to the **NO OPENING** position as shown below (No. R-30 & R-301 pliers are set for 37/64" opening). If adjustment is necessary follow the instructions below:

- (A) Remove Nut (5) and Spring (6).
- (B) Close pliers and lift off Movable Handle (1).
- (C) Move Jaw (2) to desired opening (see chart below).
- (D) Reassemble Handle (1) in closed position so that the gear teeth engage.
- (E) Open pliers and replace Spring (6) with short end in deepest recess, long end in the handle groove.
- (F) Replace and Secure Nut (5).

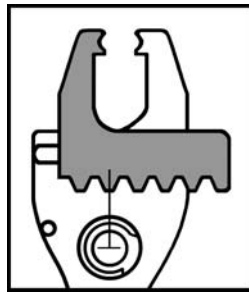
THE ILLUSTRATED JAW OPENINGS SHOW THE CORRECT PLIER POSITION FOR THE HEYCO® STRAIN RELIEF BUSHINGS LISTED BELOW.

**No. R-29
(Part #0022)**



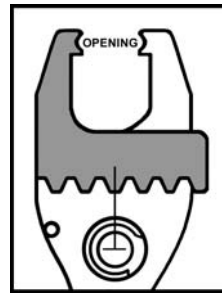
NO OPENING

SR 2M-1
SR 2L-1
SR 2P-4
SR 2P-5
SR 300-1
SR 300-2



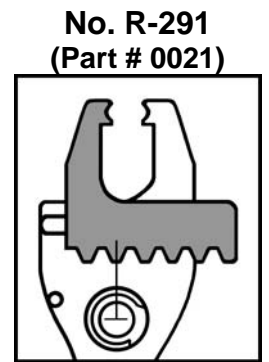
1/4" OPENING

SR 3L-1 SR 5K-4 SR 6K-5 SR 6P3-7
SR 3P-4 SR 5KN-4 SR 6L-1 SR 6W-1
SR 3P-5 SR 5L-1 SR 6N-4 SR 10-2
SR 3W-1 SR 5M-3 SR 6N3-4 SR 11-2
SR 4K-1 SR 5MN-3 SR 6N3-5 SR 11K-2
SR 4K-4 SR 5N-4 SR 6N3-7 SR 13-1
SR 4K-6 SR 5N-5 SR 6N-7 SR 14-1
SR 4L-1 SR 5N-7 SR 6P-4 SR 15-1
SR 4L-4 SR 5P-4 SR 6P-5 SR 16-1
SR 4N-4 SR 5P3-4 SR 6P-7 SR 20-1
SR 4N-5 SR 5P-7 SR 6P2-5 SR 20L-1
SR 4N-6 SR 5S-1 SR 6P3-4 SR 30-1
SR 4P-4 SR 5W-1 SR 6P3-5 SR 6P-10 CEE
SR 6P-30 CEE



19/32" OPENING

SR 7K-2
SR 7L-1
SR 7P-2
SR 7W-2
SR 8L-1
SR 8P-2
SR 17-2
SR 23-1
SR 24-1
SR 31-2
SR 33-1
SR 34-2

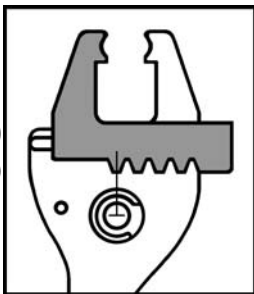


**No. R-291
(Part # 0021)**

1/4" OPENING

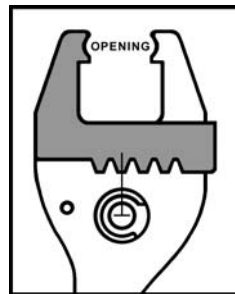
SR 3A-4
SR 4A-6

**No. R-30
(Part #0030)**



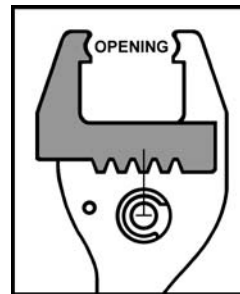
37/64" OPENING

SR 7K-2 SR 17-2
SR 7L-2 SR 23-1
SR 7P-2 SR 24-1
SR 7W-2 SR 31-2
SR 8L-1 SR 33-1
SR 8P-2 SR 34-2



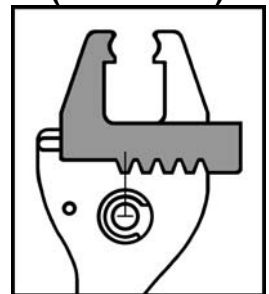
27/32" OPENING

SR 9P-2
(For 1-3/32" Mounting Hole)
SR 21-2



1-7/64" OPENING

SR 9P-2
(For 1-3/16" Mounting Hole)



**No. R-301
(Part # 0028)**

37/64" OPENING

SR 7N-2
SR 8N-2