



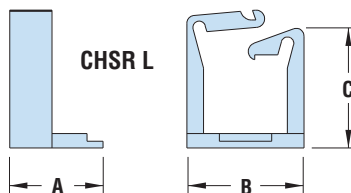
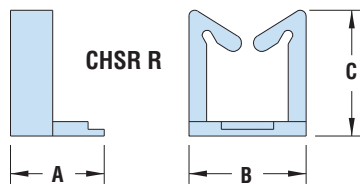
- Designed to mount easily on panel with push rivet (see table) or a #6 screw.
- Allows mounting to a wide range of panel thicknesses.
- See Quick Specs on page 7-55.

## HEYClip™ Cable Holders - Snap Rivet Mount

WIRE CAPACITY		PART NO.	DESCRIPTION	OVERALL HEIGHT C		FOOTPRINT A x B		MOUNTING HOLE DIAMETER			
in.	mm.			in.	mm.	in.	mm.	in.	mm.		
Top Entry - Regular Gate											
.44	x .17	11,1	x 4,3	<b>12025</b>	CHSR R-11	.45	11,4	.49 x .61	12,4 x 15,5	.144	3,7
	x .36		x 9,1	<b>12026</b>	CHSR R-16	.64	16,3				
	x .73		x 18,5	<b>12027</b>	CHSR R-25	1.00	25,4				
	x 1.04		x 26,4	<b>12028</b>	CHSR R-33	1.32	33,5				
Top Entry - Latch Gate											
.44	x .14	11,1	x 3,6	<b>12029</b>	CHSR L-11	.45	11,4	.49 x .61	12,4 x 15,5	.144	3,7
	x .34		x 8,6	<b>12030</b>	CHSR L-16	.64	16,3				
	x .72		x 18,3	<b>12031</b>	CHSR L-25	1.00	25,4				
	x 1.00		x 25,4	<b>12032</b>	CHSR L-33	1.31	33,3				

**NEW PRODUCTS!**

Standard color natural.



Rivet Table for CHSR			
PART NO.	DESCRIPTION	PANEL THICKNESS	
		in.	mm.
<b>9044</b>	PR 142-047 BLACK	.01-.05	0,3-1,2
<b>9046</b>	PR 142-083 BLACK	.05-.08	1,2-2,1
<b>9048</b>	PR 142-106 BLACK	.07-.11	1,8-2,7
<b>9050</b>	PR 142-118 BLACK	.08-.12	2,1-3,0
<b>9052</b>	PR 142-146 BLACK	.11-.14	2,8-3,7
<b>9054</b>	PR 142-177 BLACK	.14-.18	3,6-4,6
<b>9056</b>	PR 142-217 BLACK	.18-.22	4,6-5,6

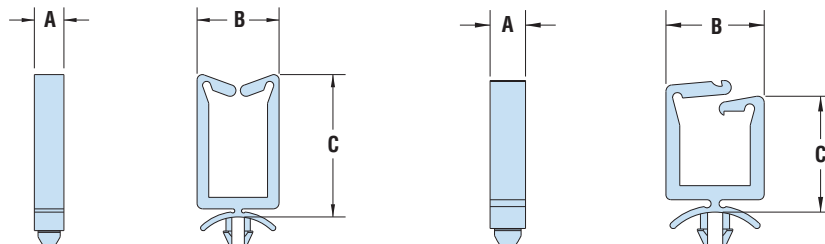


## HEYClip™ Cable Holders - Two Prong Mount

For panels up to .063" (1,6 mm) thick

WIRE CAPACITY		PART NO.	DESCRIPTION	OVERALL HEIGHT C		FOOTPRINT A x B		MOUNTING HOLE DIAMETER			
in.	mm.			in.	mm.	in.	mm.	in.	mm.		
Top Entry - Regular Gate											
.44	x .19	11,1	x 4,8	<b>4337</b>	CH R-13-P	.51	13,0	.22 x .61	5,6 x 15,5	.187	4,8
	x .38		x 9,7	<b>4338</b>	CH R-18-P	.71	18,0				
	x .74		x 18,8	<b>4339</b>	CH R-27-P	1.06	26,9				
	x 1.05		x 26,7	<b>4340</b>	CH R-35-P	1.37	34,8				
Top Entry - Latch Gate											
.44	x .14	11,1	x 3,6	<b>4341</b>	CH L-13-P	.51	13,0	.22 x .61	5,6 x 15,5	.187	4,8
	x .33		x 8,4	<b>4342</b>	CH L-18-P	.71	18,0				
	x .69		x 17,5	<b>4343</b>	CH L-27-P	1.06	27,0				
	x 1.00		x 25,4	<b>4344</b>	CH L-35-P	1.37	34,8				

Standard color natural. Flame retardant UL 94V-0 material available, consult Heyco.



Regular Gate

Latch Gate

- Gather and direct single or bundles of cable at low cost.
- **Two orientations:**
  1. Vertical for **Top Entry** and narrow width.
  2. Horizontal for **Side Entry** and low height where clearance is a problem.
- **Two gate types:**
  1. Regular gate secures cables with tension alone.
  2. Latch gate locks cables in place.

Both types install with fingertip pressure into a 3/16" (4,8 mm) diameter mounting hole.
- Part Description Key: CH X-Y-Z, where R = Regular Gate, L = Latch Gate, Y = Overall Height (mm) and P indicates the Split Prong mounting design.
- See Quick Specs on page 7-55.

Material

Nylon 6/6

Flammability Rating

94V-2

Temperature Range

32°F (0°C) to 185°F (85°C)

*Quick  
Specs*

1-800-526-4182 • 732-286-1800 (NJ) • FAX: 732-244-8843 • [www.heyco.com](http://www.heyco.com)

**7-55**