

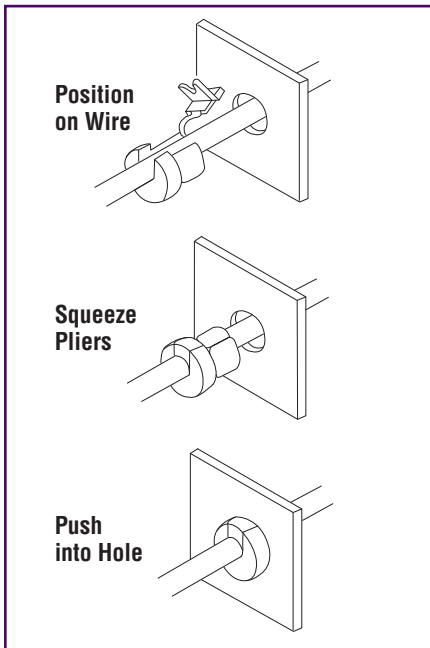


Heyco® Original Strain Relief Bushings

Straight-Thru for Round Cables

.375" (9,5 mm) to .500" (12,7 mm) Mounting Holes

- **Protects the lifeline of your electric/electronic products** by absorbing the forces of pull, push, and twist that maybe exerted on the flexible power cord.
- Securely anchors, insulates, and protects cables at panel entry points.
- Sizes SR 2-Series to SR 6-Series for mounting hole diameters from .375" (9,5 mm) to .500" (12,7 mm).
- See page 4-38 for corresponding **Mounting Hole Plugs** which can be used to fill blank/unused Mounting Holes and thus allow for a single panel design for multiple applications.
- See pages 4-27 & 4-28 for SR assembly tools.
- **See schematic on page 4-20.**
- For Double D Mounting Hole Punches, see page 4-30.



WILL FIT THESE CABLES				PANEL DIMENSIONS						PART NO.	DESCRIPTION	PART DIM.		Mounting										
UL Type	AWG/ Conductors	Approximate Size		A Mounting Hole Dia.		B To Prevent Rotation		Finished Fit Panel Thickness*				Black	C BODY LENGTH		Hole Plug									
		in.	mm.	in.	mm.	in.	mm.	in.	mm.			in.	mm.	PART NO.										
AWM	12/1	.125- .187	3,2- 4,8	.375	9,5	.330	8,4	.062	1,6	1060	SR 2M-1	.406	10,3	2617										
SV & SVT	18/2	.220- .245	5,6- 6,2	.500	12,7	.450	11,4	.062	1,6	1157	SR 5MN-3	.438	11,1	2491										
Same as SR 5MN-3 above except								▶	.100	2,5	1140	SR 5M-3	.438	11,1	2491									
For custom interlock cable, not UR		.250	6,4	.560	14,2	.730	18,5	.125	3,2	1487	SR 30-1A**	.672	17,1	consult Heyco										
		.265	6,7	.560	14,2	.730	18,5	.125	3,2	1490	SR 30-1B**													
SV & SVT	18/2	.250	6,4	.500	12,7	.450	11,4	.062	1,6	1150	SR 5N-4	.438	11,1	2491										
	18/3	.255	6,5	.500- .515	12,7- 13,1																			
HPD	18/2	.270	6,9	.500	12,7	.450	11,4	.062	1,6	1150	SR 5N-4	.438	11,1	2491										
	16/2	.290	7,4	.500- .515	12,7- 13,1																			
SJT	18/2	.300	7,6	.531	13,5	.450	11,4	.062	1,6	1150	SR 5N-4	.438	11,1	2491										
Same as SR 5N-4 above except															▶	.100	2,5	1147	SR 5P-4	.438	11,1	2491		
																.156	4,0	1154	SR 5L-1	.438	11,1	consult Heyco		
SV & SVT	18/2	.255	6,5	.500	12,7	.450	11,4	.100	2,5	1137	SR 5P3-4	.438	11,1	2491										
	18/3	.270	6,9																					
HPD	18/2	.290	7,4	.500	12,7	.450	11,4	.100	2,5	1137	SR 5P3-4	.438	11,1	2491										
SJ, SJT & SJO	18/2	.300	7,6																					
SPT-3	16/2			.500	12,7	.465	11,8	.090	2,3	1184	SR 6W-1	.438	11,1	2491										

Standard color black. Consult Heyco for white and other colors.

*Maximum Panel Thickness. Part has additional clearance. Consult Heyco for your Custom Finished Fit Panel Thickness.

**Use Elongated Mounting Hole.

Quick Specs

Material
Certifications

Nylon 6/6



Recognized under the Component Program of Underwriters' Laboratories File E15331



Certified by the Canadian Standards Association File 8919

Flammability Rating
Temperature Range

94V-2

-.04°F (-18°C) to 221°F (105°C)

Heyco® Original Strain Relief Bushings

Straight-Thru for Round Cables

.625" (15,9 mm) to .750" (19,0 mm) Mounting Holes

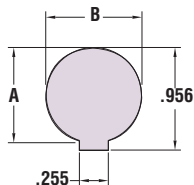


WILL FIT THESE CABLES				PANEL DIMENSIONS						PART NO.	DESCRIPTION	PART DIM.		Mounting Hole Plug
UL Type	AWG/ Conductors	Approximate Size		A Mounting Hole Dia.		B To Prevent Rotation		Finished Fit Panel Thickness*		Black		C BODY LENGTH		PART NO.
		in.	mm.	in.	mm.	in.	mm.	in.	mm.			in.	mm.	
SJ, SJT & SJO	18/2	.300	7,6	.625	15,9	.550	14,0	.062	1,6	1217	SR 6N-4	.578	14,7	2497
Same as SR 6N-4 above except								.125	3,2	1210	SR 6P-4	.578	14,7	
SJT	18/3	.300-.330	7,6-8,4	.625	15,9	.550	14,0	.062	1,6	1197	SR 6N2-4	.578	14,7	
SJ, SJT & SJO	16/2	.325	8,3	.625	15,9	.550	14,0	.062	1,6	1200	SR 6N3-4	.578	14,7	
	18/3	.330	8,4											
	14/2	.350	8,9											
	16/3	.355	9,0											
	18/4	.360	9,1											
Same as SR 6N3-4 above except								.125	3,2	1207	SR 6P3-4	.578	14,7	
S & ST	18/2	.380	9,7	.625	15,9	.550	14,0	.062	1,6	1202	SR 6N5-4	.578	14,7	
	16/2	.405	10,3											
Same as SR 6N5-4 above except								.125	3,2	1204	SR 6P5-4	.578	14,7	
SJ, SJT & SJO	18/2	.300	7,6	.625	15,9	.550	14,0	.156	4,0	1214	SR 6L-1	.678	17,2	consult Heyco
	16/2	.325	8,3	.656	16,7									
	18/3	.330	8,4	.656	16,7									
	16/3	.355	9,0	.687	17,4									
HPD	16/3	.355	9,0	.687	17,4									
SJT	18/4	.360	9,1	.750	19,0									2503
	14/3	.370	9,4											
S & ST	18/2	.390	9,9	.750-.781	19,0-19,8	.660	16,8	.062	1,6	1244	SR 7N-2	.750	19,1	
	18/3	.405	10,3											
	16/2	.405	10,3											
	16/3	.430	10,9											
Same as SR 7N-2 above except								.125	3,2	1237	SR 7P-2	.750	19,1	

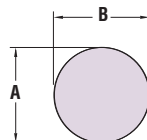
Standard color black. Consult Heyco for white and other colors.

*Maximum Panel Thickness. Part has additional clearance. Consult Heyco for your Custom Finished Fit Panel Thickness.

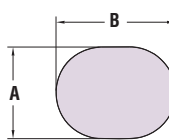
- **Protects the lifeline of your electric/electronic products** by absorbing the forces of pull, push, and twist that may be exerted on the flexible power cord.
- Securely anchors, insulates, and protects cables at panel entry points.
- Sizes SR 6-Series to SR 7-Series for mounting hole diameters from .625" (15,9 mm) to .781" (19,8 mm).
- Sizes for thin .062" (1,6 mm) panel available: SR 7N-2
See chart for details.
- See page 4-38 for corresponding **Mounting Hole Plugs** which can be used to fill blank/unused Mounting Holes and thus allow for a single panel design for multiple applications.
- Consult Heyco for other wire types and sizes.
- See pages 4-27 & 4-28 for SR assembly tools.
- **See page 4-19 for Quick Specs.**
- For Double D Mounting Hole Punches, see page 4-30.



FOR SR-7KR-2 ONLY



STANDARD MOUNTING HOLES



ELONGATED MOUNTING HOLE

