

“Stay Connected” with

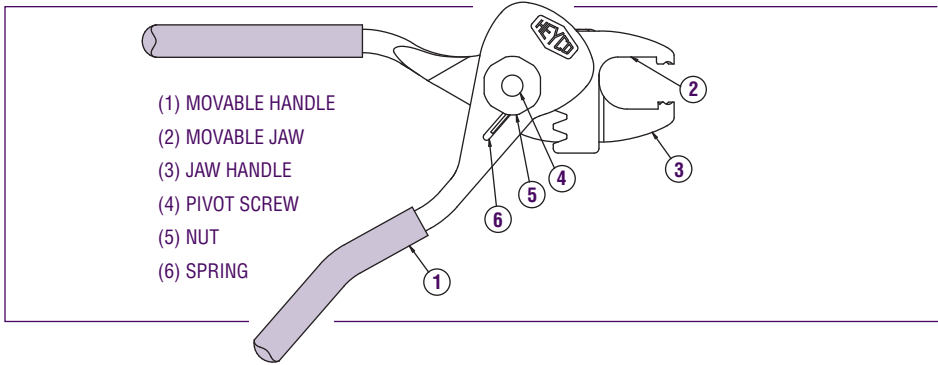


Strain Relief Bushings

a PennEngineering® Company



## Heyco® Original Strain Relief Bushing Assembly Pliers Instructions and Spare Parts



DESCRIPTION	SPARE PART NO.		Drawing Ref. No.
	for 0022 R 29 Plier	for 0030 R 30 Plier	
Grips	0037	0047	1
Pivot Screw	0036	0046	4
Nut	0032	0032	5
Spring	0031	0031	6

### Part No. 0022

R 29 Pliers are shipped set for a 1/4" (6,4 mm) opening.

### Part No. 0030

R 30 Pliers are shipped set for a 37/64" (14,7 mm) opening.

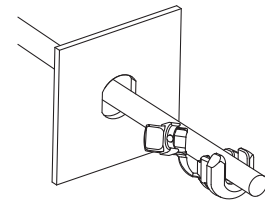
These Pliers will assemble the majority of our **Heyco Original Strain Relief Bushings** (see Directory, opposite). If adjustment is necessary, follow the instructions below:

- A. Remove Nut (5) and Spring (6).
- B. Close Pliers and lift off Movable Handle (1).
- C. Move Jaw (2) to desired opening (see Directory, opposite).
- D. Reassemble Handle (1) in **closed** position so that the gear teeth engage.
- E. Open Pliers and replace Spring (6) with short end in deepest recess, long end in Handle groove.
- F. Replace and secure Nut (5).

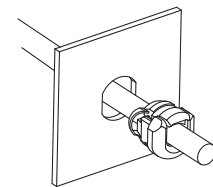
See opposite page for alternative jaw openings.

For Original Strain Relief Assembly **Air Tools**, see page 4-29.

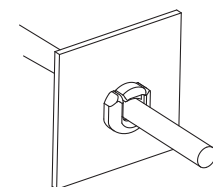
#### Assembly Instructions:



Position on Wire



Squeeze Pliers



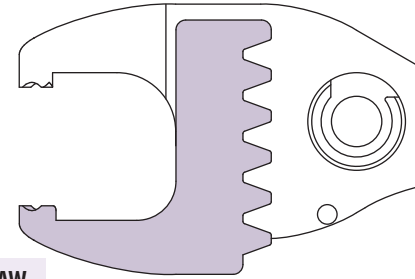
Push into Double D Mounting Hole

“Stay Connected” with



Strain Relief Bushings

a PennEngineering® Company



## Heyco® Original Strain Relief Bushing Assembly Pliers Directory and Jaw Settings Guide

MOUNTING HOLE DIA.		Page No.	HEYCO ORIGINAL STRAIN RELIEFS		PLIER JAW OPENING	
in.	mm.		Strain Relief Description for Flat Cables	Page No.	Strain Relief Description for Round Cables	in.
<b>Use PART NO. 0022 R 29 Plier</b>						
.375	9,5	4-17 4-23	SR 302-1, SR 300-1, SR 2P-4, SR 2L-1 SR 2P-5	4-19	SR 2M-1	No Opening
.437	11,1	4-17 4-23 4-26	SR 3P-4, SR 3W-1, SR 3L-1 SR 3P-5 SR 13-1			11/32 8,7
.500	12,7	4-17 4-17 4-18 4-22 4-23 4-24 4-26	SR 4P-4, SR 4N-4, SR 4K-4, SR 4L-4 SR 4K-1, SR 4L-1 SR 5W-1, SR 5KN-4, SR 5K-4 SR 4N-6, SR 4K-6 SR 4N-5 SR 4N-7 SR 14-1	4-19 4-19   4-23 4-24 4-25	SR 5MN-3, SR 5M-3, SR 5N-4, SR 5P-4 SR 5L-1, SR 5P3-4, SR 6W-1   SR 5N-5 SR 5N-7, SR 5P-7 SR 15-1	11/32 8,7
.560	14,2	4-18 4-26	SR 30-1 SR 16-1, SR 20-1, SR 20L-1	4-19	SR 30-1A, SR 30-1B	11/32 8,7
.625	15,9	4-18 4-23	SR 6N4-4, SR 6P4-4 SR 6K-5	4-20 4-20 4-23 4-24 4-25 4-34	SR 6N-4, SR 6P-4, SR 6N2-4, SR 6N3-4 SR 6P3-4, SR 6L-1 SR 6P-5, SR 6P2-5, SR 6N3-5, SR 6P3-5 SR 6N-7, SR 6P-7, SR 6N3-7, SR 6P3-7, SR 6P3-7S SR 10N-2, SR 10-2, SR11-2, SR 11K-2 SR 6P10 CEE, SR 6P30 CEE	11/32 8,7
.750	19,1	4-18 4-24 4-26	SR 33-1 SR 7P-7 SR 23-1	4-20 4-25	SR 7P-2 SR 17-2	19/32 15,1
.875	22,2	4-18 4-26	SR 34-2, SR 31-2 SR 24-1	4-21 4-21	SR 7K-2, SR 7KR-2, SR 7W-2, SR 7L-2 SR 31-2, SR 8P-2, SR 8L-1	19/32 15,1
<b>Use PART NO. 0021 R 291 Plier – for .040" (1,0 mm) panel thickness Strain Reliefs</b>						
.437	11,1	4-17	SR 3A-4			11/32 8,7
.500	12,7	4-22 4-26	SR 4A-6 SR 14A-1			11/32 8,7
<b>Use PART NO. 0030 R 30 Plier – more leverage for thicker cables</b>						
.750	19,1	4-18 4-24 4-26	SR 33-1 SR 7P-7 SR 23-1	4-20 4-25	SR 7P-2 SR 17-2	37/64 14,7
.875	22,2	4-18 4-26	SR 34-2, SR 31-2 SR 24-1	4-21 4-21	SR 7K-2, SR 7KR-2, SR 7W-2, SR 7L-2 SR 31-2, SR 8P-2, SR 8L-1	37/64 14,7
1.093	27,8	4-26	SR 21-2	4-21 4-21	SR 9P-2, for 1-3/32" (27,8 mm) MH SR 9P-2, for 1-3/16" (30,2 mm) MH	27/32 21,4 1-7/64 28,2
<b>Use PART NO. 0028 R 301 Plier – for SR 7N-2 and SR 8N-2 only</b>						
.750	19,1			4-20	SR 7N-2	37/64 14,7
.875	22,2			4-21	SR 8N-2	

For Original Strain Relief Assembly **Air Tools**, see page 4-29.

“Stay Connected” with



Strain Relief Bushings

a PennEngineering® Company



## Heyco® Original Strain Relief Bushing Air Tool, Air Tool Jaws & Replacement Parts

### Air Tool and Air Tool Jaws Directory

#### Ordering Procedure for Air Tools:

- On the tabular chart, locate the panel mounting hole diameter and Original Strain Relief Bushing that you are using.
- The appropriate Air Tool is shown on the same line.
- Jaws may be purchased separately, see the two right most PART NO. columns.
- Bench Mount Kit **Part No. OT02** provides the necessary components to convert a hand Air Tool to a bench mounted unit. The bench Air Tool can be mounted in any convenient position on the assembly area work surface. The unit is foot activated, leaving the operator’s hands free. See below.
- For Original Strain Relief **Assembly Pliers**, see pages 4-27 & 4-28.
- For attaching Pliers for Metal Strain Reliefs, see page 4-30.

PANEL HOLE DIAMETER		FOR ORIGINAL STRAIN RELIEF BUSHINGS	AIR TOOL PART NO. inc. Jaws	JAW PART NO.*	
in.	mm.			Upper	Lower
.375	9,5	2L-1, 2M-1, 2P-4, 2P-5	0171	OT47	OT48
.437	11,1	3A-4	0173	OT49	OT50
		3L-1, 3P-4, 3P-5, 3W-1, 13-1	0175	OT51	OT52
.500	12,7	4A-6, 14A-1	0177	OT53	OT54
		4K-1, 4K-4, 4K-6, 4L-1, 4L-4, 4N-4, 4N-5, 4N-6, 4N-7, 4P-4, 5L-1, 5M-3, 5MN-3, 5N-4, 5N-5, 5N-7, 5P-4, 5P-7, 5P3-4, 6W-1, 14-1, 15-1	0179	OT55	OT56
.562	14,3	5K-4, 5KN-4, 5W-1, 16-1	0181	OT59	OT60
.625	15,9	6K-5, 6L-1, 6N-4, 6N-7, 6N2-4, 6N3-4, 6N3-5, 6N3-7, 6N4-4, 6P-4, 6P-5, 6P-7, 6P2-5, 6P3-4, 6P3-5, 6P3-7, 6P4-4, 6P10, 6P30, 10N-2, 10-2, 11-2, 11K-2	0183	OT61	OT62
		7N-2	0185	OT63 <sup>1</sup>	OT64 <sup>2</sup>
.750	19,0	7P-2, 7P-7, 17-2	0187	OT65 <sup>1</sup>	OT66 <sup>2</sup>
		7K-2, 7KR-2, 7L-2, 7W-2, 8L-1, 8P-2, 24-1, 31-2, 34-2	0189	OT67 <sup>1</sup>	OT68 <sup>2</sup>
.875	22,2	8N-2	0193	OT71 <sup>1</sup>	OT72 <sup>2</sup>
		300-1, 302-1	0191	OT69	OT70
.375x.625	9,5x15,9	20-1, 20L-1, 30-1, 30-1A, 30-1B	0195	OT73	OT74
.560 x .730	14,2 x 18,5	23-1, 33-1	0197	OT75	OT76 <sup>2</sup>
.750 x .875	19,0 x 22,2				

<sup>1</sup> Secondary (upper) Jaw style. When ordering additional spacer may be required (P/N OT36[2]).

<sup>2</sup> Secondary (lower) Jaw style. When ordering additional spacer may be required (P/N OT77[1]).

\*Jaw part number if purchased separately. See drawing below.

### Air Tool Replacement Parts



Part No. OT02 Bench Mount Kit shown installed with Heyco Air Tool

