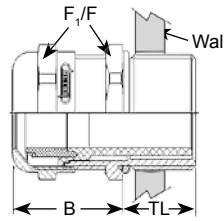
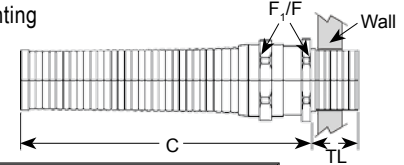


Elongated thread is recommended where the Strain Relief has to pass through a thick wall or the application just needs the extra thread length.



Suggested Clearance Hole for Non-Threaded Mounting



Part Numbers		Cable Range	Thread Type & Size	Dimensions in Inches (mm)				
-40°F to 212°F (-40°C to 100°C)				A	B	C	TL	F ₁ /F ₂
Dome Fittings	Flex Fittings	Inches (mm)	See page 56 for thread specs	Clearance Hole +.01" (+.25 mm)	Body Length (Dome)	Body Length (Flex)	Thread Length	Wrench Flats
		Elongated						
CD07CA-BR	CF07CA-BR	.12 - .26 (3 - 6.5)	PG 7	.49 (12.5)	.75 (19)	2.17 (55)	.39 (10)	.55 (14)
CD07CR-BR	CF07CR-BR	.08 - .20 (2 - 5)						
CD09CA-BR	CF09CA-BR	.16 - .31 (4 - 8)	PG 9	.60 (15.2)	.83 (21)	2.60 (66)	.39 (10)	.67 (17)
CD09CR-BR	CF09CR-BR	.08 - .24 (2 - 6)						
CD11CA-BR	CF11CA-BR	.20 - .39 (5 - 10)	PG 11	.73 (18.5)	.87 (22)	3.03 (77)	.39 (10)	.79 (20)
CD11CR-BR	CF11CR-BR	.12 - .28 (3 - 7)						
CD13CA-BR	CF13CA-BR	.24 - .47 (6 - 12)	PG 13 / 13.5	.80 (20.3)	.94 (24)	3.46 (88)	.39 (10)	.87 (22)
CD13CR-BR	CF13CR-BR	.20 - .35 (5 - 9)						
CD16CA-BR	CF16CA-BR	.39 - .55 (10 - 14)	PG 16	.89 (22.5)	.91 (23)	3.86 (98)	.39 (10)	.94 (24)
CD16CR-BR	CF16CR-BR	.28 - .47 (7-12)						
CD21CA-BR	CF21CA-BR	.51 - .71 (13 - 18)	PG 21	1.12 (28.4)	.94 (24)	4.37 (111)	.47 (12)	1.18 (30)
CD21CR-BR	CF21CR-BR	.35 - .63 (9 - 16)						
CD29CA-BR	-	.71 - .98 (18 - 25)	PG 29	1.47 (37.3)	1.14 (29)	-	.47 (12)	1.57 (40)
CD29CR-BR	-	.51 - .79 (13 - 20)						
CD36CA-BR	-	.87 - 1.26 (22 - 32)	PG 36	1.85 (47)	1.38 (35)	-	.59 (15)	1.97 (50)
CD36CR-BR	-	.79 - 1.02 (20 - 26)						
CD42CA-BR	-	1.26 - 1.50 (32 - 38)	PG 42	2.13 (54.1)	1.46 (37)	-	.59 (15)	2.24 (57)
CD42CR-BR	-	.98 - 1.22 (25 - 31)						
CD48CA-BR	-	1.46 - 1.73 (37 - 44)	PG 48	2.34 (59.4)	1.50 (38)	-	.59 (15)	2.52 (64)
CD48CR-BR	-	1.14 - 1.38 (29 - 35)						
CD12DA-BR	CF12DA-BR	.12 - .26 (3 - 6.5)	M12 X 1.5	.47 (12)	.75 (19)	2.17 (55)	.39 (10)	.55 (14)
CD12DR-BR	CF12DR-BR	.08 - .20 (2 - 5)	M16 X 1.5	.63 (16)	.83 (21)	2.60 (66)	.39 (10)	.67 (17) Dome .75 (19) Flex
CD16DA-BR	CF16DA-BR	.16 - .31 (4 - 8)						
CD16DR-BR	CF16DR-BR	.08 - .24 (2 - 6)	M16 X 1.5	.63 (16)	.87 (22)	3.03 (77)	.39 (10)	.79 (20)
CD17DA-BR	CF17DA-BR	.20 - .39 (5 - 10)						
CD17DR-BR	CF17DR-BR	.12 - .28 (3 - 7)	M20 X 1.5	.79 (20)	.91 (23)	3.46 (88)	.39 (10)	.87 (22)
CD20DA-BR	CF20DA-BR	.24 - .47 (6 - 12)						
CD20DR-BR	CF20DR-BR	.20 - .35 (5 - 9)	M20 X 1.5	.79 (20)	.94 (24)	3.86 (98)	.39 (10)	.94 (24)
CD22DA-BR	CF22DA-BR	.39 - .55 (10 - 14)						
CD22DR-BR	CF22DR-BR	.28 - .47 (7-12)	M25 X 1.5	.98 (25)	1.02 (25)	4.37 (111)	.47 (12)	1.18 (30)
CD25DA-BR	CF25DA-BR	.51 - .71 (13 - 18)						
CD25DR-BR	CF25DR-BR	.35 - .63 (9 - 16)	M32 X 1.5	1.26 (32)	1.22 (31)	-	.47 (12)	1.57 (40)
CD32DA-BR	-	.71 - .98 (18 - 25)						
CD32DR-BR	-	.51 - .79 (13 - 20)	M40 X 1.5	1.57 (40)	1.46 (37)	-	.59 (15)	1.97 (50)
CD40DA-BR	-	.87 - 1.26 (22 - 32)						
CD40DR-BR	-	.79 - 1.02 (20 - 26)	M50 X 1.5	1.97 (50)	1.46 (37)	-	.59 (15)	2.24 (57)
CD50DA-BR	-	1.26 - 1.50 (32 - 38)						
CD50DR-BR	-	.98 - 1.22 (25 - 31)	M63 X 1.5	2.48 (63)	1.50 (38)	-	.59 (15)	2.52 (64) / 2.68 (68)
CD63DA-BR	-	1.46 - 1.73 (37 - 44)						
CD63DR-BR	-	1.14 - 1.38 (29 - 35)						

*VDE rating applies to Metric Dome Fittings only.



Dome Fittings also available with the following approvals:



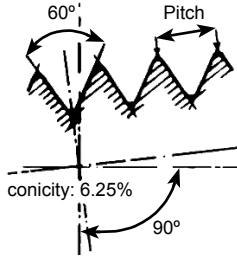
www.SealconEX.com



Optional Locking Nuts, O-Rings & Other Accessories starting on Page 29 - 40.

NPT Threads

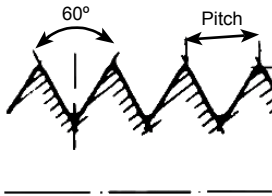
Thread Size	1/4" NPT	3/8" NPT	1/2" NPT	3/4" NPT	1" NPT	1-1/4" NPT	1-1/2" NPT	2" NPT
Major Dia. in Inches (mm)	.54 (13.72)	.675 (17.145)	.84 (21.336)	1.05 (26.67)	1.314 (33.40)	1.66 (42.164)	1.90 (48.26)	2.375 (60.325)
Pitch in Inches (mm)	.056 (1.41)	.056 (1.411)	.071 (1.814)	.071 (1.814)	.087 (2.208)	.087 (2.208)	.087 (2.208)	.087 (2.208)
Threads per Inch	18	18	14	14	11.5	11.5	11.5	11.5



- NPT Thread = National Pipe Thread
- Taper rate for all NPT threads is 1/16
- The taper on NPT threads allows them to form a seal when torqued as the flanks of the threads compress against each other, as opposed to straight thread fittings

Metric Threads

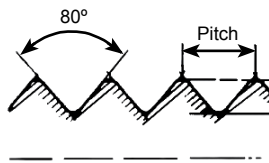
Thread Size	M6	M8	M10	M12	M16	M20	M25	M32	M40	M50	M63
Major Dia. in Inches (mm)	.24 (6)	.31 (8)	.39 (10)	.47 (12)	.63 (16)	.79 (20)	.98 (25)	1.26 (32)	1.57 (40)	1.97 (50)	2.48 (63)
Pitch in Inches (mm)	.04 (1)	.05 (1.25)	.06 (1.5)	.059 (1.5)	.059 (1.5)	.059 (1.5)	.059 (1.5)	.059 (1.5)	.059 (1.5)	.059 (1.5)	.059 (1.5)
Thru Hole in Inches (mm)	.251 (6.4)	.33 (8.4)	.413 (10.5)	.492 (12.5)	.63 (16)	.79 (20)	.98 (25)	1.26 (32)	1.57 (40)	1.97 (50)	2.48 (63)



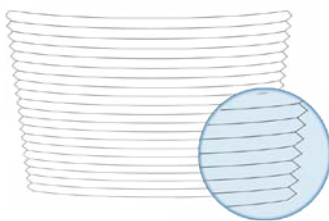
- World-wide most commonly used type thread
- Characterized by its major diameter and its pitch
- Designated by the letter M followed by the value of the nominal diameter and the pitch, both expressed in millimeters and separated by the multiplication sign 'x' (i.e. M12 x 1.5)

PG Threads


Thread Size	PG 7	PG 9	PG 11	PG 13 / 13.5	PG 16	PG 21	PG 29	PG 36	PG 42	PG 48
Major Dia. in Inches (mm)	.49 (12.5)	.60 (15.2)	.73 (18.6)	.80 (20.4)	.89 (22.5)	1.11 (28.3)	1.46 (37)	1.85 (47)	2.13 (54)	2.39 (59.3)
Pitch in Inches (mm)	.05 (1.27)	.056 (1.41)	.056 (1.41)	.056 (1.41)	.056 (1.41)	.062 (1.59)	.062 (1.59)	.062 (1.59)	.062 (1.59)	.062 (1.59)
Thru Hole in Inches (mm)	.50 (12.7)	.606 (15.4)	.74 (18.8)	.8149 (20.7)	.897 (22.8)	1.12 (28.6)	1.47 (37.4)	1.87 (47.5)	2.14 (54.5)	2.35 (59.8)



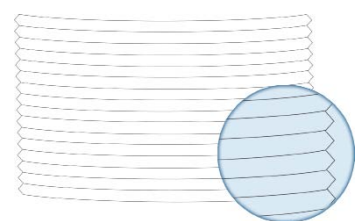
- PG Thread = Panzer-Gewinde (also Panzer-Rohr-Gewinde)
- German thread type
- Depth of thread smaller than NPT or Metric, but larger flank angle
- Straight thread



NPT Threads
(Tapered)



Metric Threads
(Straight)



PG Threads
(Straight)